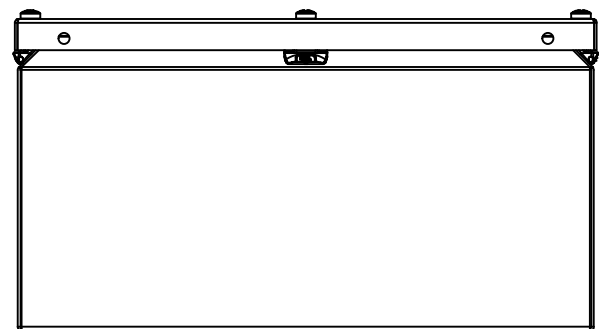



This drawing is confidential and must not be reproduced or used without the consent of EXM

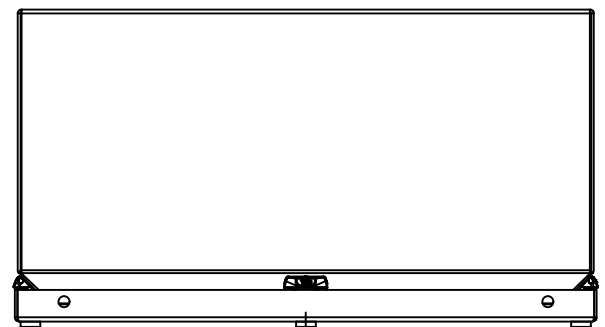
Ce dessin est confidentiel et ne doit pas être reproduit ou utilisé sans le consentement de EXM




TOP




BACK




BOTTOM



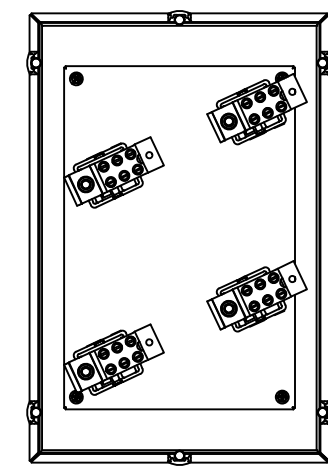
LEFT



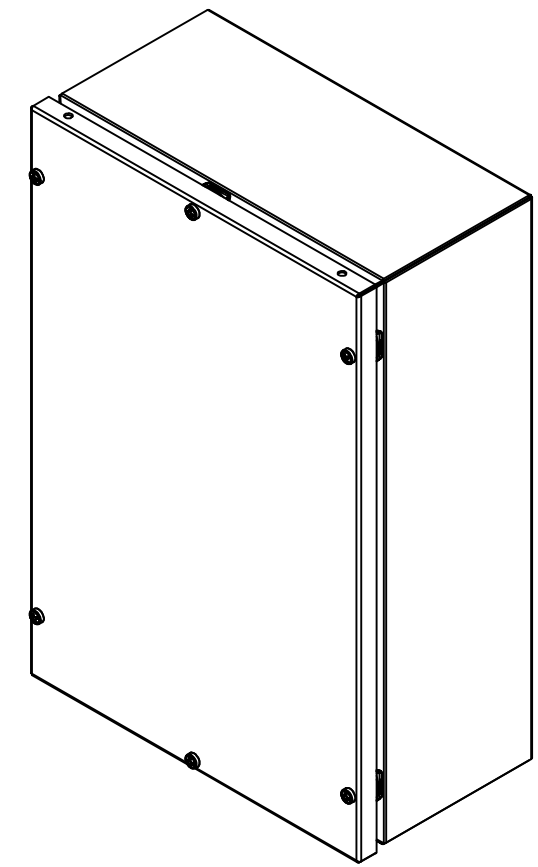
FRONT



RIGHT




No.	Revisions	Date	By/Par



Isometric View



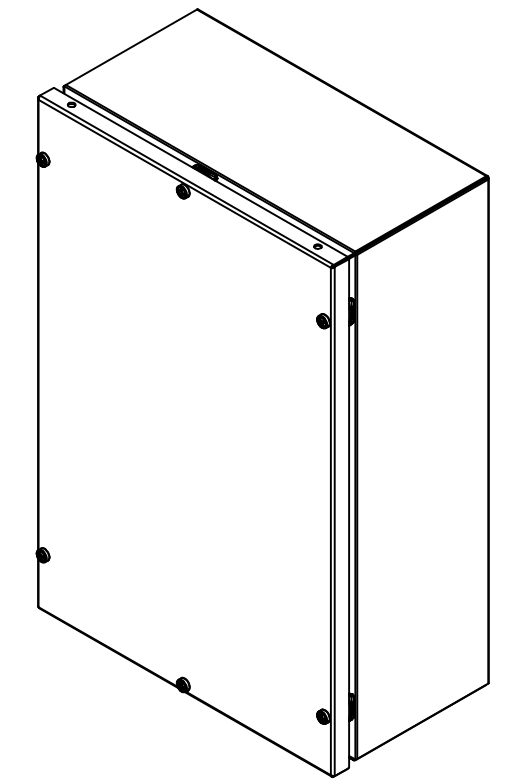
 Tél: (450) 979-4373 Fax: (450) 979-4626 www.exmweb.com		Flatness Aplatissement	
		Max 3.0mm	
Customer Client		Date	
Drawn By Dessiné Par		Date	
Material Matière		Projection	
Color Couleur		Date 16/02/2015	
Description		Material 16 Ga Stainless Steel 304 (1.4mm)	
1400BSS204 - 2 Wire Assembly		Finish Fini	
Part Number Numéro Pièce		Brushed	
1400BSS204		Detail Rev.	
Rev. 0		1	
SEE BILL OF MATERIAL ON LAST PAGE		8	

This drawing is confidential and must not be reproduced or used without the consent of EXM

Ce dessin est confidentiel et ne doit pas être reproduit ou utilisé sans le consentement de EXM

NOTE	
ITEM	DESCRIPTION
1	NEMA 4/12 Enclosure
2	C/W Standard ground standoffs on box and cover
3	W/O Standard door stiffener
4	C/W Standard inner panel mounting standoffs

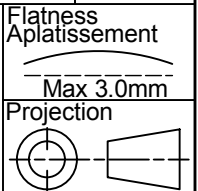
No.	Revisions	Date	By/Par



Isometric View



Tél: (450) 979-4373
 Fax: (450) 979-4626
www.exmweb.com



Customer Client	Date
Drawn By / Dessiné Par: BoxCad: m_altork	Date: 16/02/2015
Material / Matière: 16 Ga Stainless Steel 304 (1.4mm)	

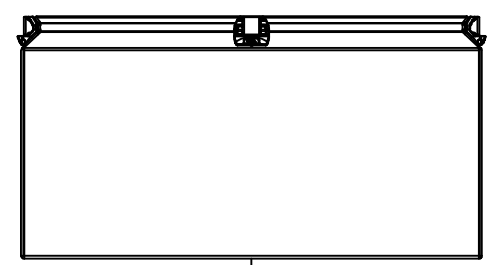
Color / Couleur: Unpainted	Finish / Fini: Brushed
Description: 1400BSS204 - 2 Wire Assembly	Detail Rev.
Part Number / Numéro Pièce: 1400BSS204	Rev. 0

Qty	Part Number	Rev	Description
4			
4	STK-Q-03200	0.1.1	M6 x 8mm Hexagon/Slot Screw
6	STK-Q-77280	0	5412 ESSC M5 Countersink Insert (Flat Hole)
6			
1	1400BSS204C	0	1400BSS204 - 4 Wire Cover
1	1400BSS204B	0	1400BSS204 - 4 Wire Body
Parts List			


2
8

This drawing is confidential and must not be reproduced or used without the consent of EXM

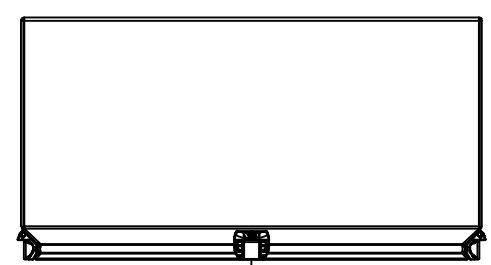
Ce dessin est confidentiel et ne doit pas être reproduit ou utilisé sans le consentement de EXM




TOP



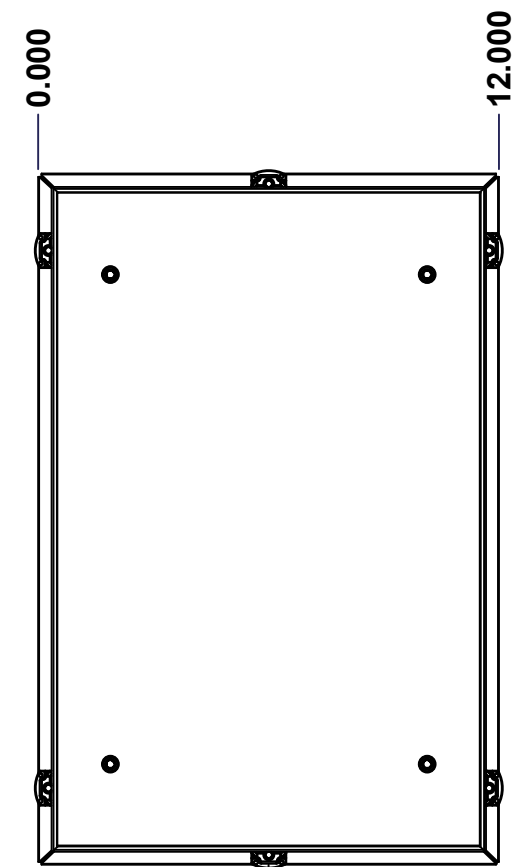
BACK




BOTTOM



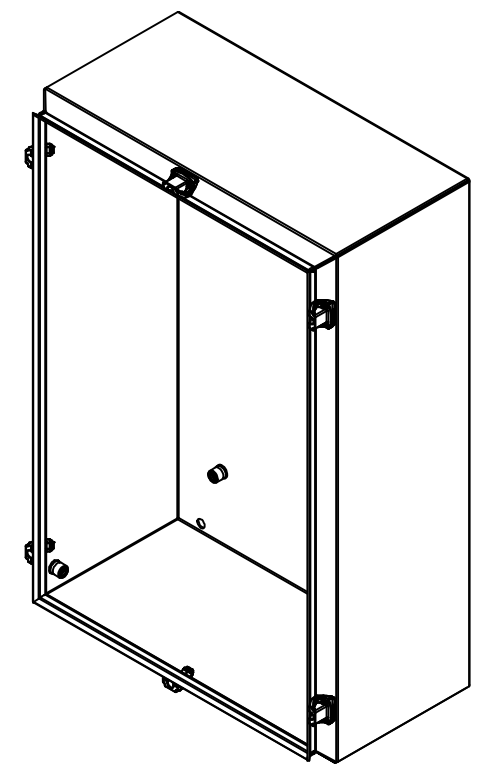
LEFT




FRONT




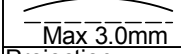
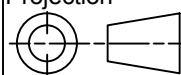
RIGHT



Isometric View



No.	Revisions	Date	By/Par

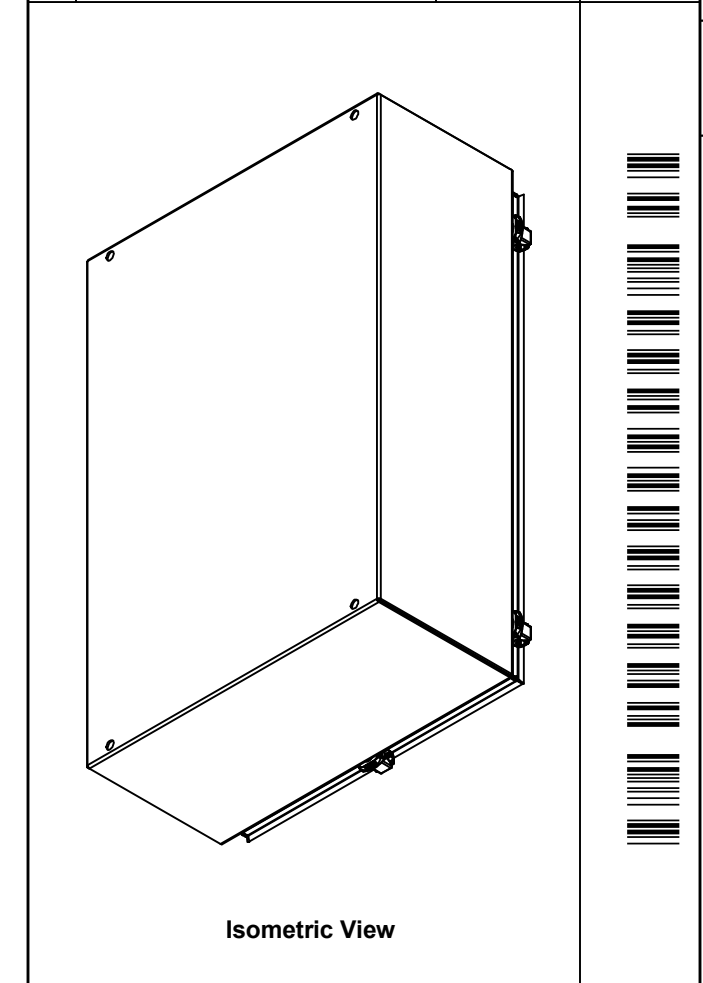
 Tél: (450) 979-4373 Fax: (450) 979-4626 www.exmweb.com		Flatness Aplatissement  Max 3.0mm Projection 
Customer Client		Date
Drawn By Dessiné Par	BoxCad: m_altork	Date 16/02/2015
Material Matière	16 Ga Stainless Steel 304 (1.4mm)	
Color Couleur	Unpainted	Finish Fini Brushed
Description	Detail Rev.	
	1400BSS204 - 4 Wire Body	
Part Number Numéro Pièce	Rev.	
1400BSS204B	0	3 8


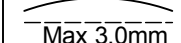
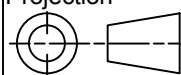
SEE BILL OF MATERIAL ON LAST PAGE

This drawing is confidential and must not be reproduced or used without the consent of EXM

Ce dessin est confidentiel et ne doit pas être reproduit ou utilisé sans le consentement de EXM

No.	Revisions	Date	By/Par




 Tél: (450) 979-4373 Fax: (450) 979-4626 www.exmweb.com		Flatness Aplatissement  Max 3.0mm Projection 
Customer Client	Date	
Drawn By Dessiné Par	BoxCad: m_altork	Date 16/02/2015
Material Matière	16 Ga Stainless Steel 304 (1.4mm)	
Color Couleur	Unpainted	Finish Fini Brushed
Description		Detail Rev.
1400BSS204 - 4 Wire Body		
Part Number Numéro Pièce	1400BSS204B	Rev. 4 0 8


Qty	Part Number	Rev	Description
3	STK-Q-70464	0	5412ESSMSC - Stainless Steel Body Catch Screw Cover
1	STK-P-02400S	0	Powder Paint (Asa-61 Grey / Smooth)
1	1400BSS204B-P	0	1400BSS204 - 4 Wire Body Part
5	STK-Q-08500	4	Stainless Steel Standoff M6 x 10mm
6	STK-Q-08100	1	M5 Nylon Insert Lock Nut
3	STK-Q-70463	0	5412ESMSC - Zinc Casting Body Catch Screw Cover
Parts List			

This drawing is confidential and must not be reproduced or used without the consent of EXM


Ce dessin est confidentiel et ne doit pas être reproduit ou utilisé sans le consentement de EXM



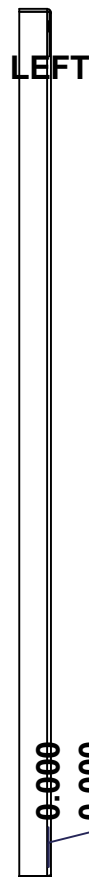
TOP




BACK



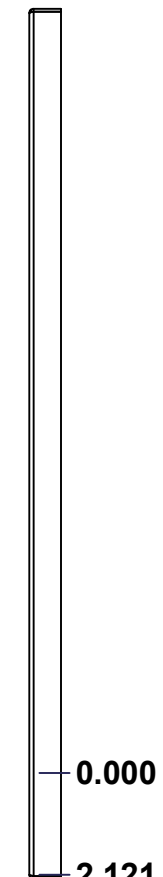
BOTTOM



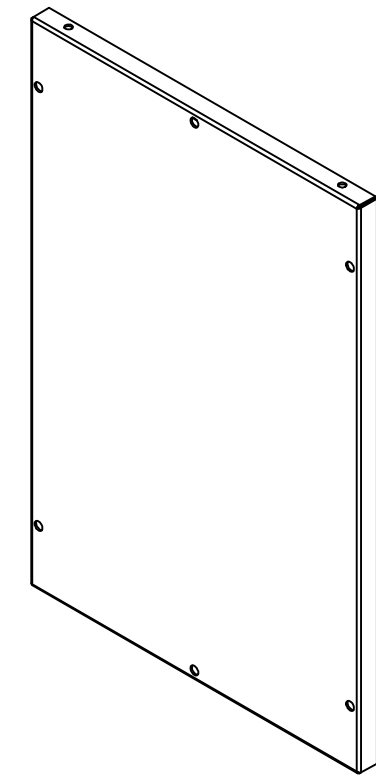
LEFT




FRONT



No.	Revisions	Date	By/Par



Isometric View



Tél: (450) 979-4373
 Fax: (450) 979-4626
www.exmweb.com

Flatness
Aplatissement
Max 3.0mm
Projection

Customer Client	Date
Drawn By Dessiné Par BoxCad: m_altork	Date 16/02/2015
Material Matière 16 Ga Stainless Steel 304 (1.4mm)	
Color Couleur Unpainted	Finish Fini Brushed
Description 1400BSS204 - 4 Wire Cover	Detail Rev.
Part Number Numéro Pièce 1400BSS204C	Rev. 5 0 / 8


SEE BILL OF MATERIAL ON LAST PAGE

This drawing is confidential and must not be reproduced or used without the consent of Eurobox

Ce dessin est confidentiel et ne doit pas être reproduit ou utilisé sans le consentement de Eurobox

All knockouts are actual size / Les disques défonçables sont grandeur réel

HOLE TABLE - FRONT VIEW (CUSTOM FEATURE ONLY)			
CUT-OUT	XDIM	YDIM	DESCRIPTION
1	1.145	1.125	GND STANDOFF M6x10mm (Inside)

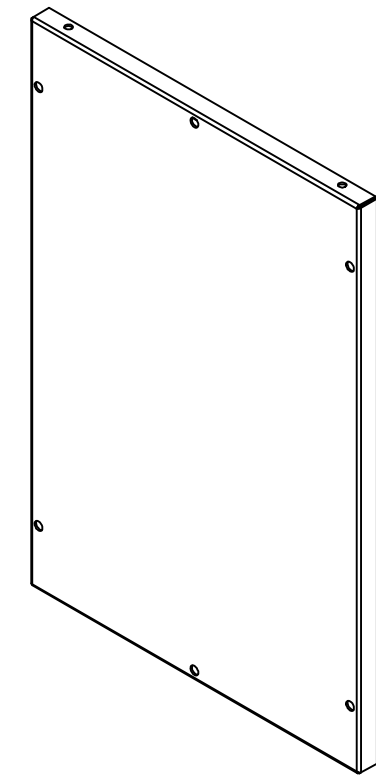


	Description 1400BSS204 - 4 Wire Cover	Status (NULL)
	Part Number Numéro Pièce 1400BSS204C	Rev. 6 0 / 8


This drawing is confidential and must not be reproduced or used without the consent of EXM

Ce dessin est confidentiel et ne doit pas être reproduit ou utilisé sans le consentement de EXM

No.	Revisions	Date	By/Par



Isometric View



Tél: (450) 979-4373
 Fax: (450) 979-4626
www.exmweb.com

Flatness
Aplatissement
Max 3.0mm
Projection

Customer Client	Date
Drawn By / Dessiné Par: BoxCad: m_altork	Date: 16/02/2015
Material / Matière: 16 Ga Stainless Steel 304 (1.4mm)	

Color / Couleur: Unpainted	Finish / Fini: Brushed
----------------------------	------------------------

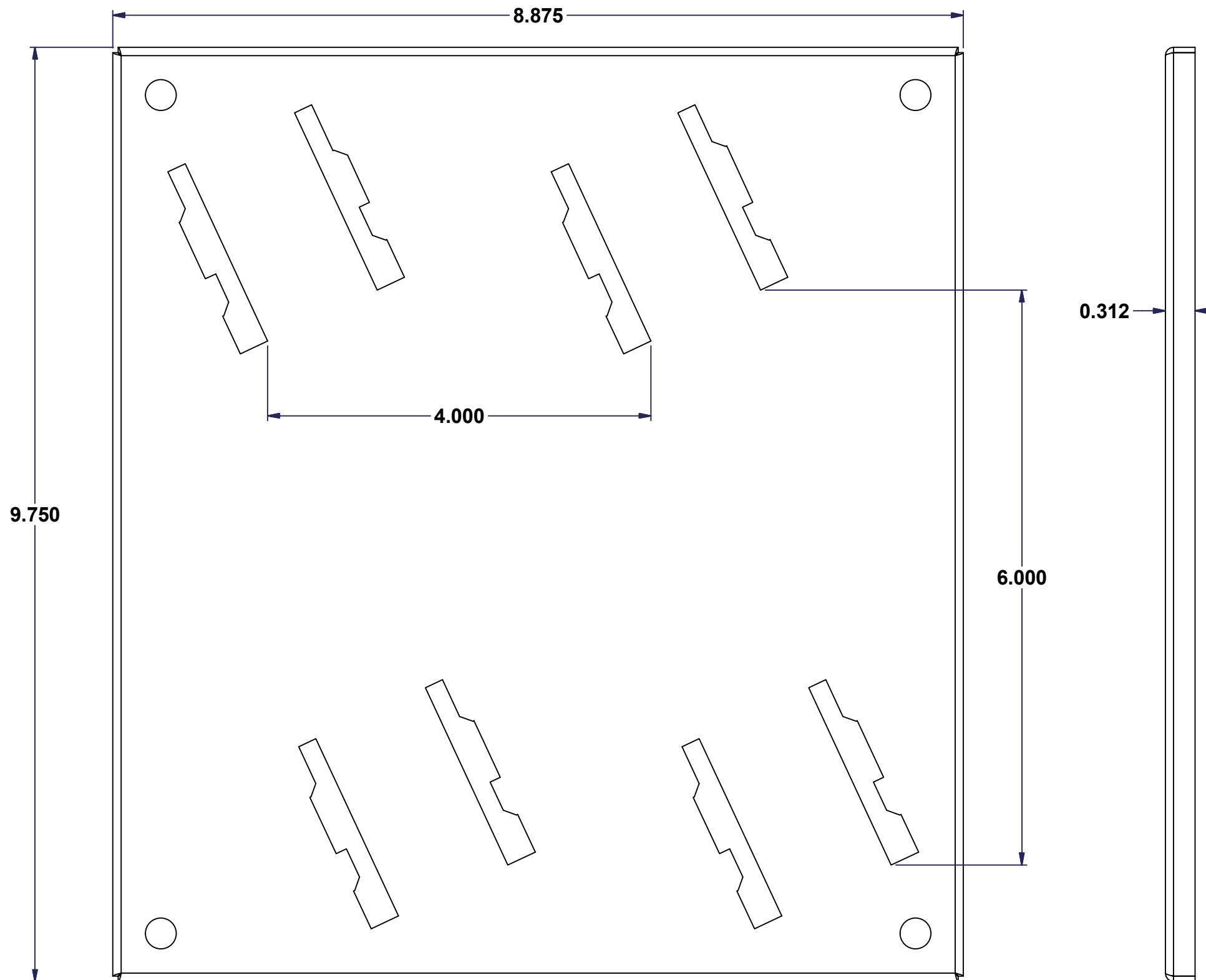
Description: 1400BSS204 - 4 Wire Cover	Detail Rev.
--	-------------

Part Number / Numéro Pièce: 1400BSS204C	Rev. 0	7/8
--	--------	-----

Qty	Part Number	Rev	Description
1	STK-S-00100	0.1.1	3.5" x 2" Silver Milar Flexcon Sticker
1	STK-Q-08350	4	Standoff M6 x 10mm
1	STK-P-02400S	0	Powder Paint (Asa-61 Grey / Smooth)
1	1400B73G	0	5412ESSC 10" x 10" Gasket
1	1400BSS204C-P	0	1400BSS204 - 4 Wire Cover Part
Parts List			

This drawing is confidential and must not be reproduced or used without the consent of EXM

Ce dessin est confidentiel et ne doit pas être reproduit ou utilisé sans le consentement de EXM



No.	Revisions	Date	By/Par
1	Cut-out was rectangle	10-Jan-07	Patrick

Isometric View

<p>Tél: (450) 979-4373 Fax: (450) 979-4626 www.exmweb.com</p>		Flatness Aplatissement
		Max 3.0mm
Customer Client		Date
Drawn By Dessiné Par		Date
Material Matière		16 Ga H.R.P. & O. (1.4mm)
Color Couleur	Asa-61 Grey	Finish Fini
Description		Smooth
Part Number Numéro Pièce		Detail Rev.
		Rev.
		8
		8