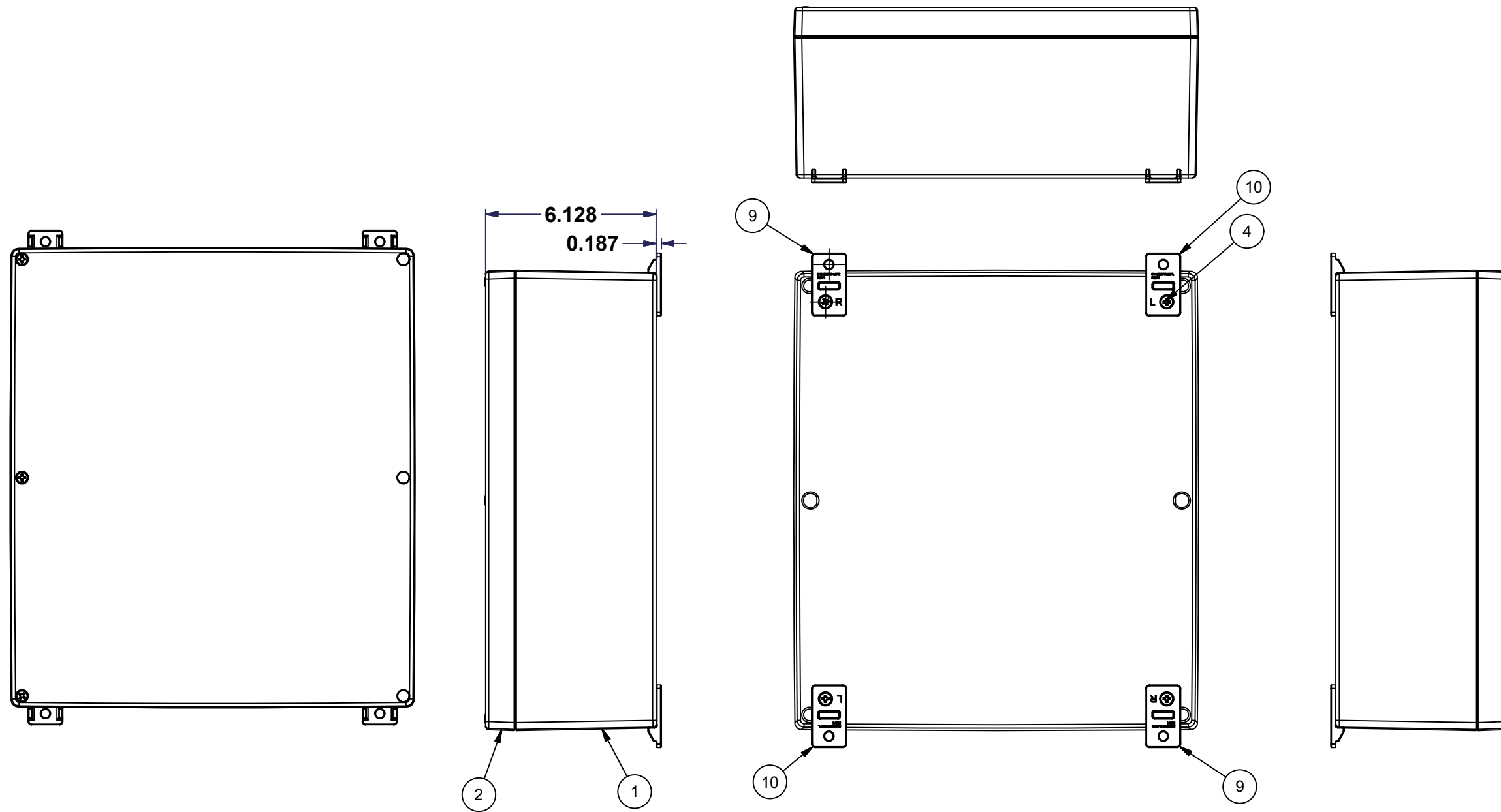


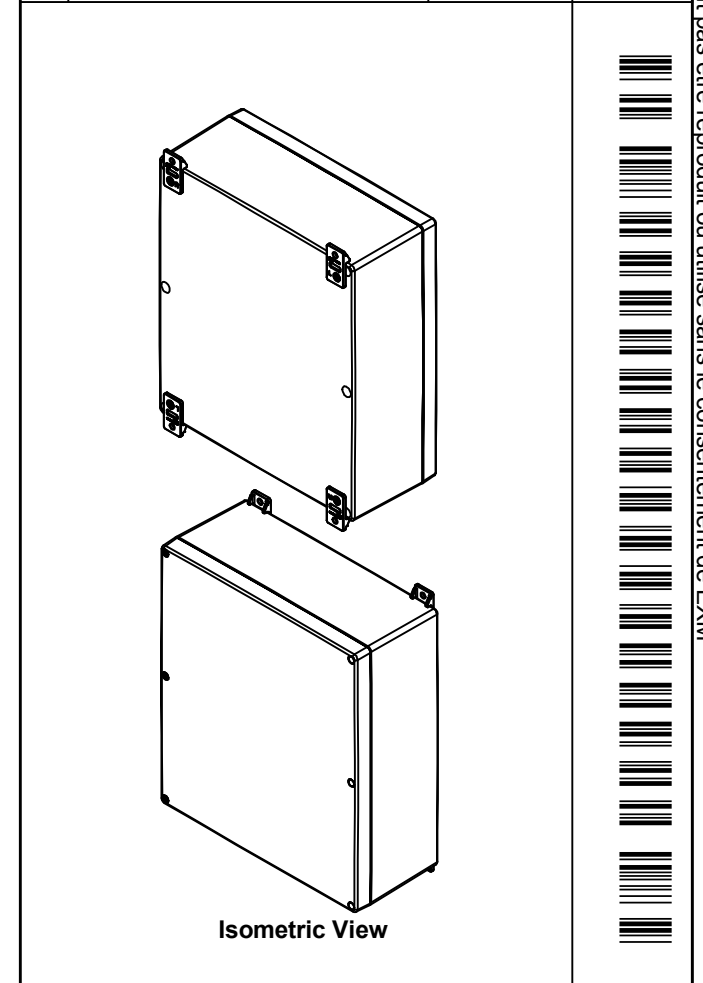
All knockouts are actual size / Les disques défonçables sont grandeur réel

This drawing is confidential and must not be reproduced or used without the consent of EXM

Ce dessin est confidentiel et ne doit pas être reproduit ou utilisé sans le consentement de EXM



No.	Revisions	Date	By/Par
1	Add threaded holes on Cover and use new Mounting Feet	28-Jul-13	Serge
2	Design ajustement	31-Dec-13	Serge
3	Add chamfer on Cover and base	25-Oct-14	Serge



Flatness
Aplatissement
Max 3.0mm
Projection

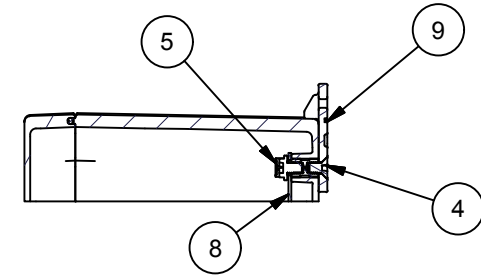
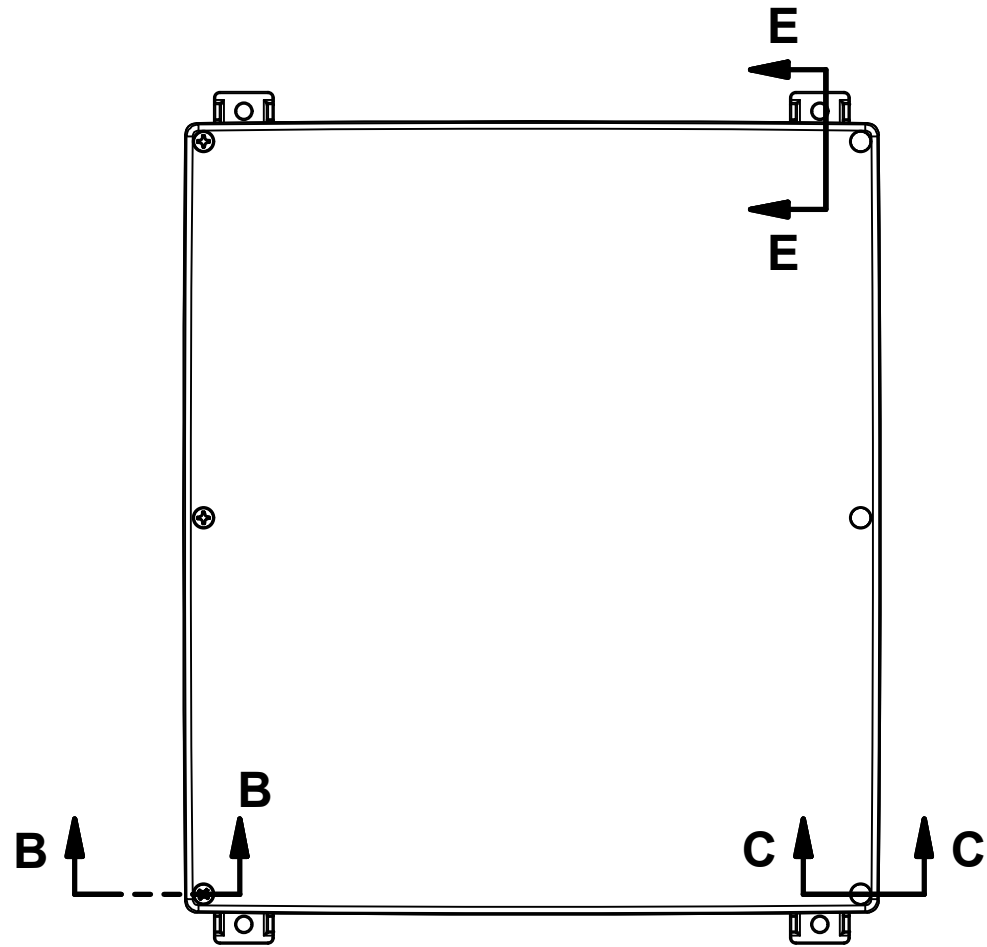
Customer Client
Date
Drawn By / Dessiné Par: Serge
Date: 03-Jun-13
Material Matière: See Part List
Color Couleur: See Part List
Finish Fini: See Part List
Description: 5412 ESFRH - Enclosure Assembly
Detail Rev.
Part Number / Numéro Pièce: **5412ESFRH161406**
Rev.: **3**

Parts List							
Item	Qty	Part Number	Rev.	Description	Material	Color	Finish
1	1	5412ESFR161406-B	5	5412 ESFR - Base Assy		See Part List	See Part List
2	2	5412ESFRS1614-C	3	5412 ESFRS - Cover	SMC - Polyester Fiberglass Composite	Light Grey RAL7035	
3	1	5412ESFR1614-G	1	5412 ESFR - Gasket	Silicone	Black	Smooth
4	4	STK-Q-03060	2	M6 x 6.5mm Phillips Flat Head Screw	Property Class 4.8 Steel	Bright	Zinc Plated
5	4	STK-Q-03200	0.1.1	M6 x 8mm Hexagon/Slot Screw	Property Class 8.8 Medium Carbon Steel Quenched & Tempered	Bright	Zinc Plated
6	3	STK-Q-03500	6	M6 x 50.0mm Phillips Screw	Stainless Steel 316L	Bright	Reversed Chrome Plated
7	3	STK-Q-03510	2	M5 x 8.0mm Phillips Screw	Stainless Steel 316L	Bright	Reversed Chrome Plated
8	1	880SP1614	0	880 SP - Inner Panel	12 Ga H.R.P. & O.	White	
9	2	5412ESFR-MFR	1	5412 ESFR - Right Mounting foot	Bayer FR3010	RAL7035 - Light Grey	
10	2	5412ESFR-MFL	1	5412 ESFR - Left Mounting foot	Bayer FR3010	RAL7035 - Light Grey	
11	3	STK-Q-33910	6.1	Concealed Hinge 14mm Diameter		See Part List	
12	3	5412ESFR-Cap	1	5412 ESFR - Cap	Bayer FR3010	Light Grey RAL7035	
13	3	STK-Q-05700	1	M2.5 x 19mm Stainless Steel 316L Flat Head Screw	Stainless Steel 316L	Reversed Chrome Plated	

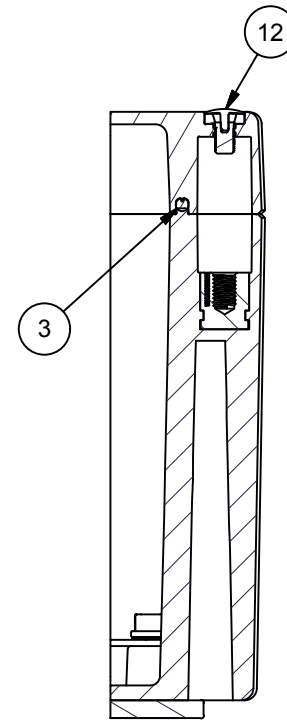
All knockouts are actual size / Les disques défonçables sont grandeur réel

This drawing is confidential and must not be reproduced or used without the consent of EXM

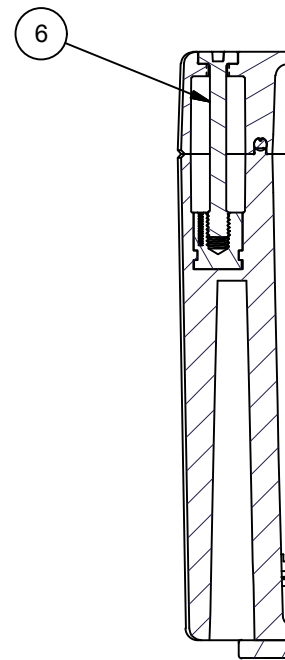
Ce dessin est confidentiel et ne doit pas être reproduit ou utilisé sans le consentement de EXM



SECTION E-E



SECTION C-C



SECTION B-B

No.	Revisions	Date	By/Par
1	Add threaded holes on Cover and use new Mounting Feet	28-Jul-13	Serge
2	Design ajustement	31-Dec-13	Serge
3	Add chamfer on Cover and base	25-Oct-14	Serge

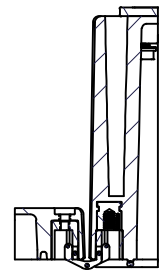
Isometric View

Tél: (450) 979-4373 Fax: (450) 979-4626 www.exmweb.com		Flatness Aplatissement
		Max 3.0mm
Customer Client		Date
Drawn By Dessiné Par Serge		Date 03-Jun-13
Material Matière See Part List		
Color Couleur See Part List	Finish Fini See Part List	
Description 5412 ESFRH - Enclosure Assembly		Detail Rev.
Part Number Numéro Pièce 5412ESFRH161406	Rev. 3	2 3

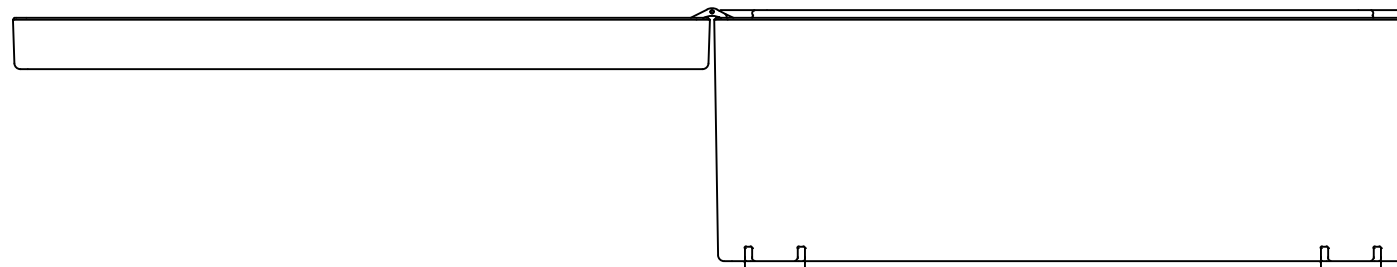
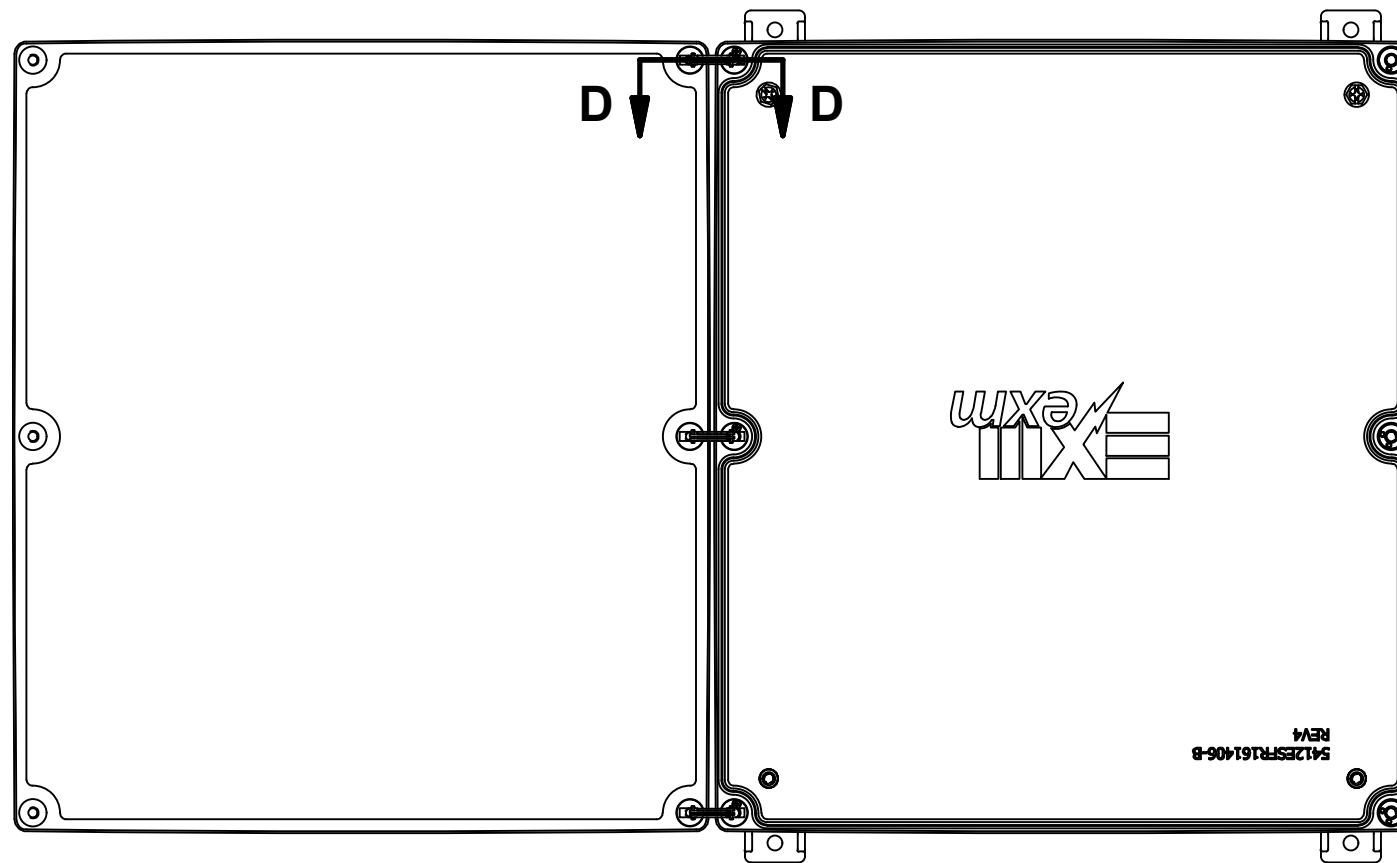
All knockouts are actual size / Les disques défonçables sont grandeur réel

This drawing is confidential and must not be reproduced or used without the consent of EXM

Ce dessin est confidentiel et ne doit pas être reproduit ou utilisé sans le consentement de EXM



SECTION D-D



No.	Revisions	Date	By/Par
1	Add threaded holes on Cover and use new Mounting Feet	28-Jul-13	Serge
2	Design ajustement	31-Dec-13	Serge
3	Add chamfer on Cover and base	25-Oct-14	Serge

Isometric View

Tél: (450) 979-4373 Fax: (450) 979-4626 www.exmweb.com		Flatness Aplatissement
		Max 3.0mm
Customer Client		Date
Drawn By Dessiné Par Serge		Date 03-Jun-13
Material Matière See Part List		
Color Couleur See Part List	Finish Fini See Part List	
Description 5412 ESFRH - Enclosure Assembly		Detail Rev.
Part Number Numéro Pièce 5412ESFRH161406		Rev. 3